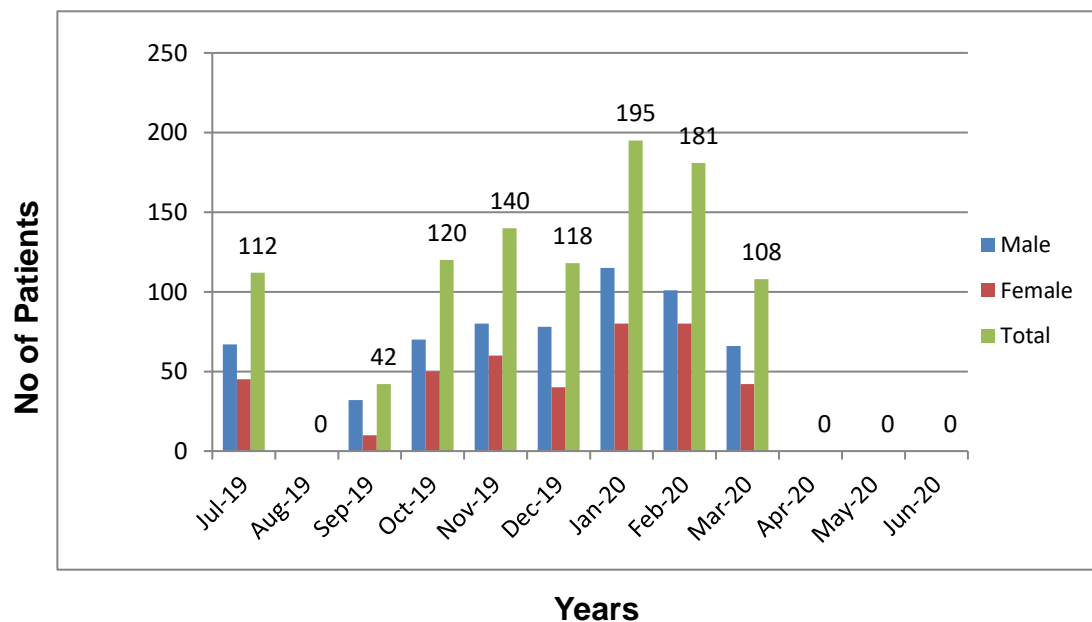


Karachi Institute of Heart Diseases
Summary of Angiography
July 2019 To June 2020

| S.No | Month & Year | Male | Female | Total |
|--------------|--------------|------------|------------|-------------|
| 1 | Jul-19 | 67 | 45 | 112 |
| 2 | Aug-19 | 0 | 0 | 0 |
| 3 | Sep-19 | 32 | 10 | 42 |
| 4 | Oct-19 | 70 | 50 | 120 |
| 5 | Nov-19 | 80 | 60 | 140 |
| 6 | Dec-19 | 78 | 40 | 118 |
| 7 | Jan-20 | 115 | 80 | 195 |
| 8 | Feb-20 | 101 | 80 | 181 |
| 9 | Mar-20 | 66 | 42 | 108 |
| 10 | Apr-20 | 0 | 0 | 0 |
| 11 | May-20 | 0 | 0 | 0 |
| 12 | Jun-20 | 0 | 0 | 0 |
| Total | | 609 | 407 | 1016 |

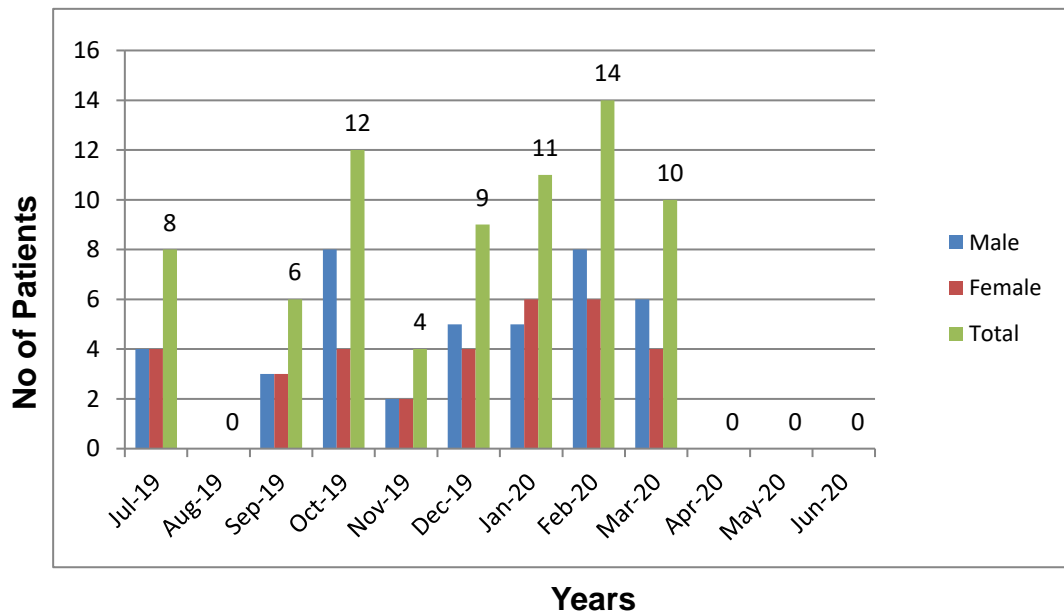
Summary Of Angiography
1 July 2019 - 30 June 2020



Karachi Institute of Heart Diseases
Summary of Angioplasty
July 2019 To June 2020

| S.No | Month & Year | Male | Female | Total |
|--------------|--------------|-----------|-----------|-----------|
| 1 | Jul-19 | 4 | 4 | 8 |
| 2 | Aug-19 | 0 | 0 | 0 |
| 3 | Sep-19 | 3 | 3 | 6 |
| 4 | Oct-19 | 8 | 4 | 12 |
| 5 | Nov-19 | 2 | 2 | 4 |
| 6 | Dec-19 | 5 | 4 | 9 |
| 7 | Jan-20 | 5 | 6 | 11 |
| 8 | Feb-20 | 8 | 6 | 14 |
| 9 | Mar-20 | 6 | 4 | 10 |
| 10 | Apr-20 | 0 | 0 | 0 |
| 11 | May-20 | 0 | 0 | 0 |
| 12 | Jun-20 | 0 | 0 | 0 |
| Total | | 41 | 33 | 74 |

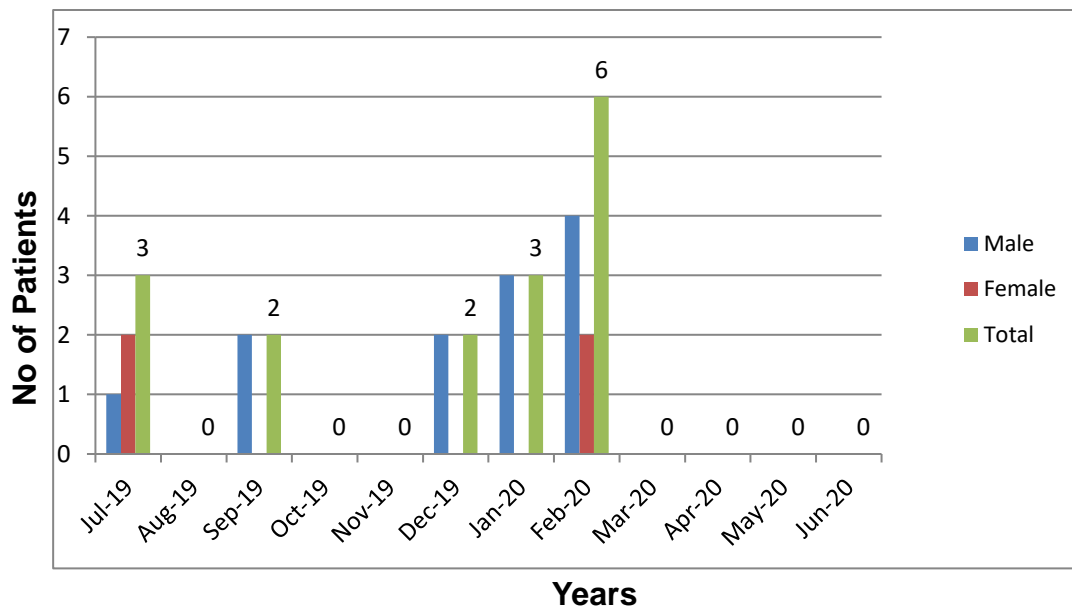
Summary of Angioplasty
1 July 2019 - 30 June 2020



Karachi Institute of Heart Diseases
Summary of Bypass
July 2019 To June 2020

| S.No | Month & Year | Male | Female | Total |
|--------------|--------------|-----------|----------|-----------|
| 1 | Jul-19 | 1 | 2 | 3 |
| 2 | Aug-19 | 0 | 0 | 0 |
| 3 | Sep-19 | 2 | 0 | 2 |
| 4 | Oct-19 | 0 | 0 | 0 |
| 5 | Nov-19 | 0 | 0 | 0 |
| 6 | Dec-19 | 2 | 0 | 2 |
| 7 | Jan-20 | 3 | 0 | 3 |
| 8 | Feb-20 | 4 | 2 | 6 |
| 9 | Mar-20 | 0 | 0 | 0 |
| 10 | Apr-20 | 0 | 0 | 0 |
| 11 | May-20 | 0 | 0 | 0 |
| 12 | Jun-20 | 0 | 0 | 0 |
| Total | | 12 | 4 | 16 |

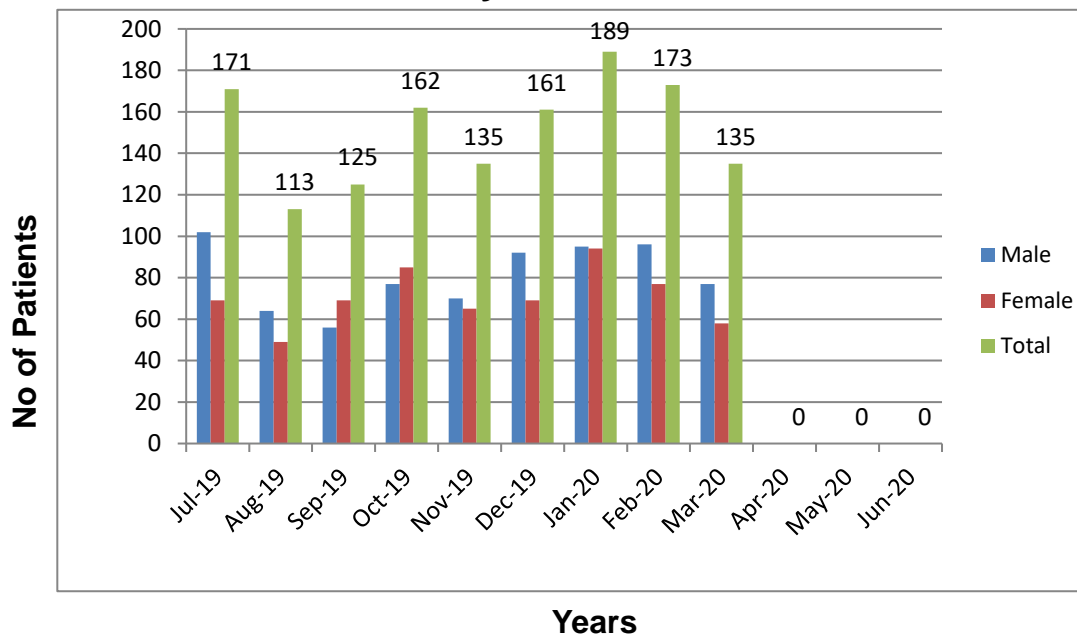
Summary Of Bypass
1 July 2019 - 30 June 2020



Karachi Institute of Heart Diseases
Summary of Thallium
July 2019 To June 2020

| S.No | Month & Year | Male | Female | Total |
|--------------|--------------|------------|------------|-------------|
| 1 | Jul-19 | 102 | 69 | 171 |
| 2 | Aug-19 | 64 | 49 | 113 |
| 3 | Sep-19 | 56 | 69 | 125 |
| 4 | Oct-19 | 77 | 85 | 162 |
| 5 | Nov-19 | 70 | 65 | 135 |
| 6 | Dec-19 | 92 | 69 | 161 |
| 7 | Jan-20 | 95 | 94 | 189 |
| 8 | Feb-20 | 96 | 77 | 173 |
| 9 | Mar-20 | 77 | 58 | 135 |
| 10 | Apr-20 | 0 | 0 | 0 |
| 11 | May-20 | 0 | 0 | 0 |
| 12 | Jun-20 | 0 | 0 | 0 |
| Total | | 729 | 635 | 1364 |

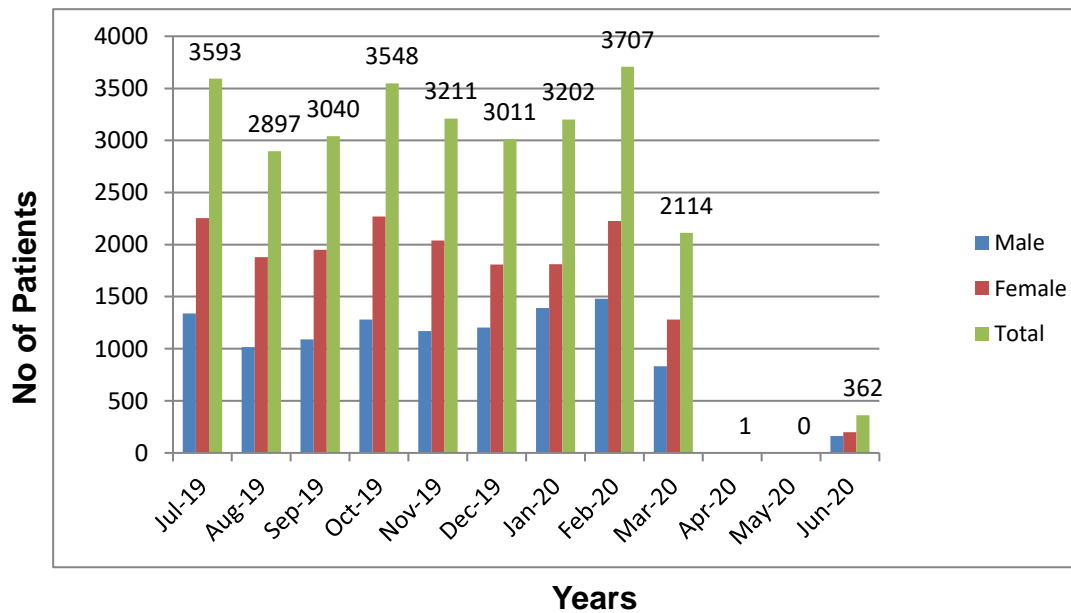
Summary Of Thallium
1 July 2019 - 30 June 2020



Karachi Institute of Heart Diseases
Summary of OPD
July 2019 To June 2020

| S.No | Month & Year | Male | Female | Total |
|--------------|--------------|--------------|--------------|--------------|
| 1 | Jul-19 | 1339 | 2254 | 3593 |
| 2 | Aug-19 | 1017 | 1880 | 2897 |
| 3 | Sep-19 | 1089 | 1951 | 3040 |
| 4 | Oct-19 | 1279 | 2269 | 3548 |
| 5 | Nov-19 | 1171 | 2040 | 3211 |
| 6 | Dec-19 | 1202 | 1809 | 3011 |
| 7 | Jan-20 | 1390 | 1812 | 3202 |
| 8 | Feb-20 | 1480 | 2227 | 3707 |
| 9 | Mar-20 | 833 | 1281 | 2114 |
| 10 | Apr-20 | 1 | 0 | 1 |
| 11 | May-20 | 0 | 0 | 0 |
| 12 | Jun-20 | 162 | 200 | 362 |
| Total | | 10963 | 17723 | 28686 |

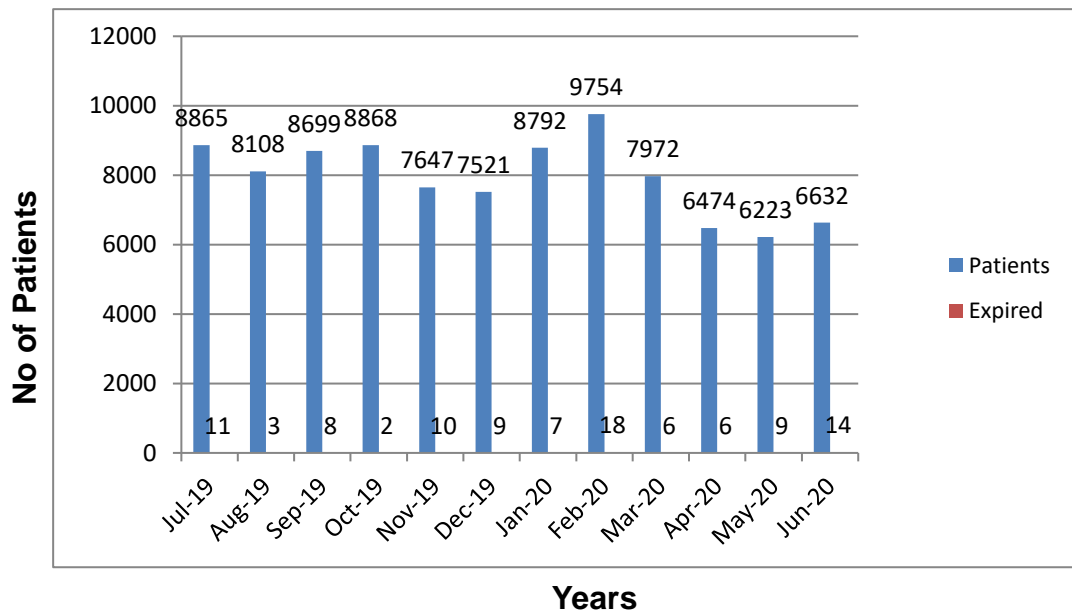
Summary Of O.P.D
1 July 2019 - 30 June 2020



Karachi Institute of Heart Diseases
Summary of ER
July 2019 To June 2020

| S.No | Month & Year | Patients | Expired | B.D | % of Exp |
|--------------|--------------|--------------|------------|-------------|-------------|
| 1 | Jul-19 | 8865 | 11 | 121 | 0.124 |
| 2 | Aug-19 | 8108 | 3 | 108 | 0.037 |
| 3 | Sep-19 | 8699 | 8 | 112 | 0.0919 |
| 4 | Oct-19 | 8868 | 2 | 122 | 0.0225 |
| 5 | Nov-19 | 7647 | 10 | 124 | 0.1307 |
| 6 | Dec-19 | 7521 | 9 | 169 | 0.1196 |
| 7 | Jan-20 | 8792 | 7 | 212 | 0.0796 |
| 8 | Feb-20 | 9754 | 18 | 184 | 0.1845 |
| 9 | Mar-20 | 7972 | 6 | 154 | 0.7526 |
| 10 | Apr-20 | 6474 | 6 | 202 | 0.0926 |
| 11 | May-20 | 6223 | 9 | 239 | 0.1446 |
| 12 | Jun-20 | 6632 | 14 | 136 | 0.211 |
| Total | | 95555 | 103 | 1883 | 0.11 |

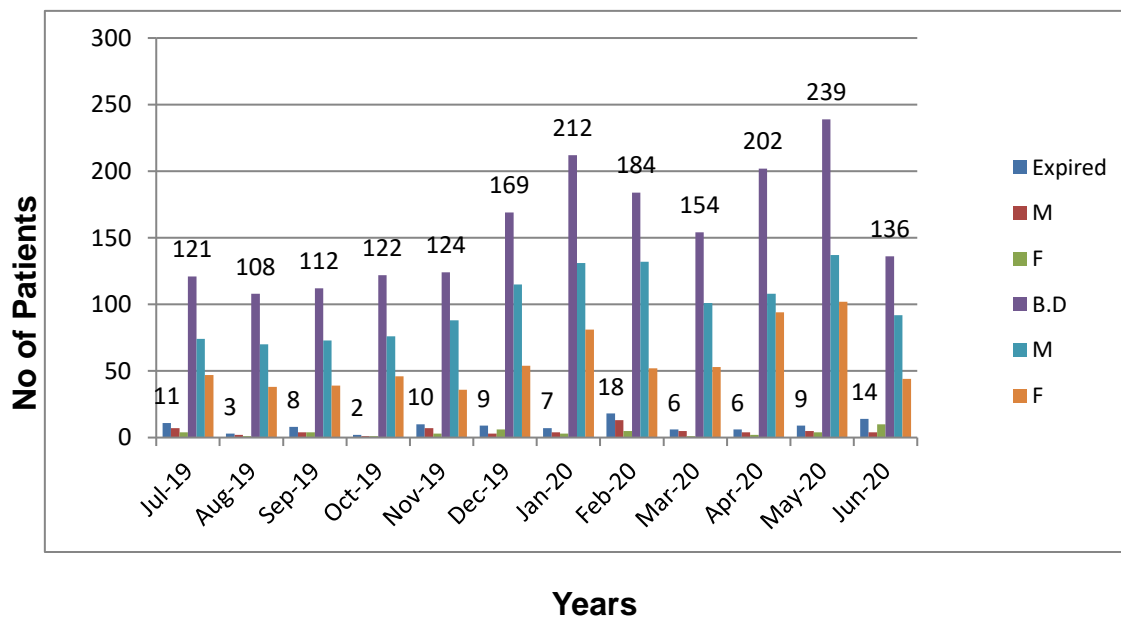
Summary Of E.R
1 July 2019 - 30 June 2020



Karachi Institute of Heart Diseases
Summary of ER (Expire & BD)
July 2019 To June 2020

| S.No | Month & Year | Expired | M | F | B.D | M | F |
|--------------|--------------|------------|-----------|-----------|-------------|-------------|------------|
| 1 | Jul-19 | 11 | 7 | 4 | 121 | 74 | 47 |
| 2 | Aug-19 | 3 | 2 | 1 | 108 | 70 | 38 |
| 3 | Sep-19 | 8 | 4 | 4 | 112 | 73 | 39 |
| 4 | Oct-19 | 2 | 1 | 1 | 122 | 76 | 46 |
| 5 | Nov-19 | 10 | 7 | 3 | 124 | 88 | 36 |
| 6 | Dec-19 | 9 | 3 | 6 | 169 | 115 | 54 |
| 7 | Jan-20 | 7 | 4 | 3 | 212 | 131 | 81 |
| 8 | Feb-20 | 18 | 13 | 5 | 184 | 132 | 52 |
| 9 | Mar-20 | 6 | 5 | 1 | 154 | 101 | 53 |
| 10 | Apr-20 | 6 | 4 | 2 | 202 | 108 | 94 |
| 11 | May-20 | 9 | 5 | 4 | 239 | 137 | 102 |
| 12 | Jun-20 | 14 | 4 | 10 | 136 | 92 | 44 |
| Total | | 103 | 59 | 44 | 1883 | 1197 | 686 |

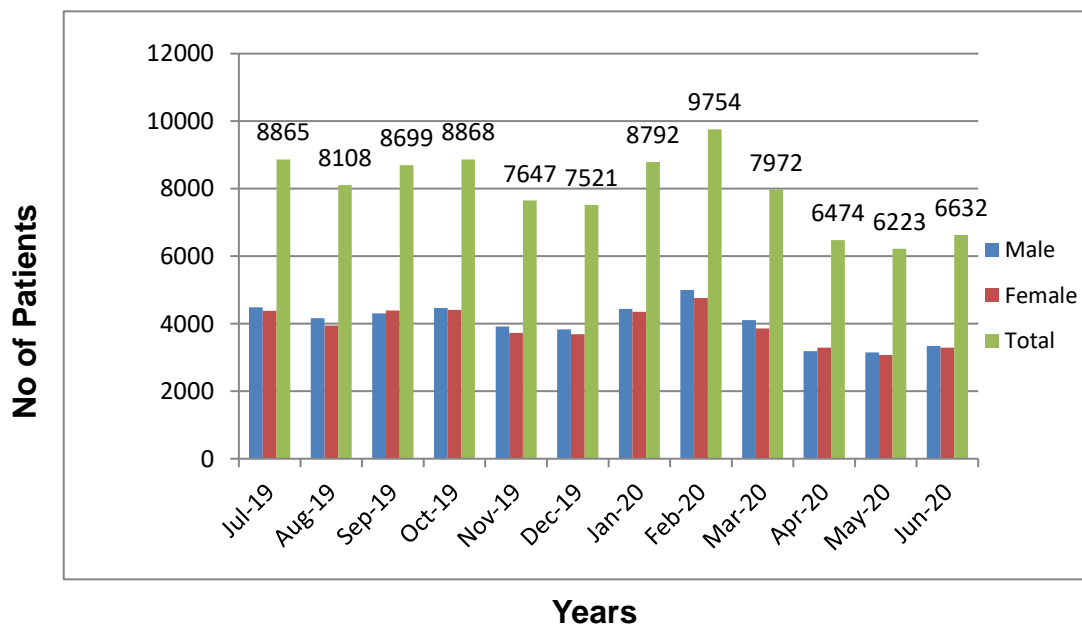
Summary Of E.R(Expire & BD)
1 July 2019 - 30 June 2020



Karachi Institute of Heart Diseases
Summary of ER
July 2019 To June 2020

| S.No | Month & Year | Male | Female | Total |
|--------------|--------------|--------------|--------------|--------------|
| 1 | Jul-19 | 4484 | 4381 | 8865 |
| 2 | Aug-19 | 4161 | 3947 | 8108 |
| 3 | Sep-19 | 4310 | 4389 | 8699 |
| 4 | Oct-19 | 4462 | 4406 | 8868 |
| 5 | Nov-19 | 3918 | 3729 | 7647 |
| 6 | Dec-19 | 3832 | 3689 | 7521 |
| 7 | Jan-20 | 4441 | 4351 | 8792 |
| 8 | Feb-20 | 4994 | 4760 | 9754 |
| 9 | Mar-20 | 4109 | 3863 | 7972 |
| 10 | Apr-20 | 3183 | 3291 | 6474 |
| 11 | May-20 | 3152 | 3071 | 6223 |
| 12 | Jun-20 | 3341 | 3291 | 6632 |
| Total | | 48387 | 47168 | 95555 |

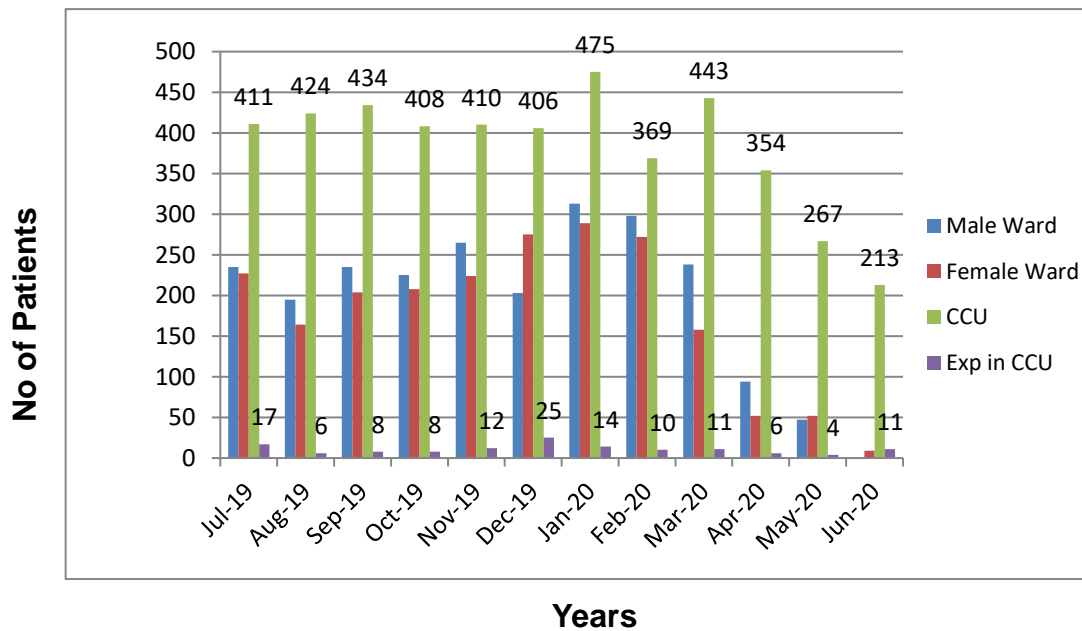
Summary Of E.R
1 July 2019 - 30 June 2020



Karachi Institute of Heart Diseases
Summary of Admission
July 2019 To June 2020

| S.No | Month & Year | Male Ward | Female Ward | CCU | Exp in CCU |
|--------------|--------------|-------------|-------------|-------------|------------|
| 1 | Jul-19 | 235 | 227 | 411 | 17 |
| 2 | Aug-19 | 195 | 164 | 424 | 6 |
| 3 | Sep-19 | 235 | 204 | 434 | 8 |
| 4 | Oct-19 | 225 | 208 | 408 | 8 |
| 5 | Nov-19 | 265 | 224 | 410 | 12 |
| 6 | Dec-19 | 203 | 275 | 406 | 25 |
| 7 | Jan-20 | 313 | 289 | 475 | 14 |
| 8 | Feb-20 | 298 | 272 | 369 | 10 |
| 9 | Mar-20 | 238 | 158 | 443 | 11 |
| 10 | Apr-20 | 94 | 52 | 354 | 6 |
| 11 | May-20 | 47 | 52 | 267 | 4 |
| 12 | Jun-20 | 0 | 9 | 213 | 11 |
| Total | | 2348 | 2134 | 4614 | 132 |

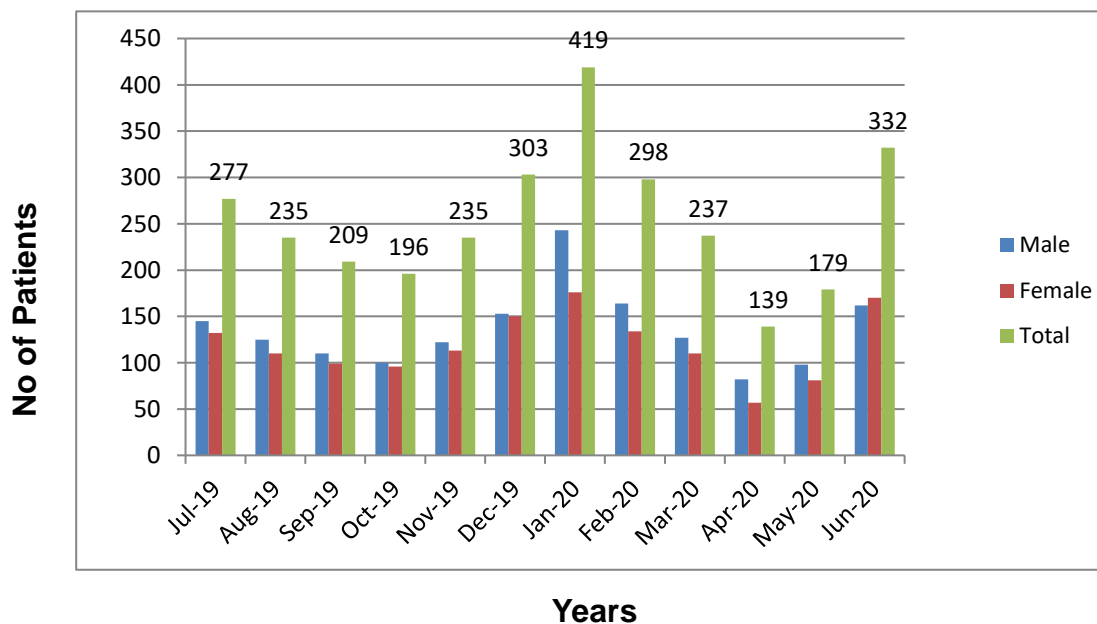
Summary Of Admission
1 July 2019 - 30 June 2020



Karachi Institute of Heart Diseases
Summary of X-Ray
July 2019 To June 2020

| S.No | Month & Year | Male | Female | Total |
|--------------|--------------|-------------|-------------|-------------|
| 1 | Jul-19 | 145 | 132 | 277 |
| 2 | Aug-19 | 125 | 110 | 235 |
| 3 | Sep-19 | 110 | 99 | 209 |
| 4 | Oct-19 | 100 | 96 | 196 |
| 5 | Nov-19 | 122 | 113 | 235 |
| 6 | Dec-19 | 153 | 150 | 303 |
| 7 | Jan-20 | 243 | 176 | 419 |
| 8 | Feb-20 | 164 | 134 | 298 |
| 9 | Mar-20 | 127 | 110 | 237 |
| 10 | Apr-20 | 82 | 57 | 139 |
| 11 | May-20 | 98 | 81 | 179 |
| 12 | Jun-20 | 162 | 170 | 332 |
| Total | | 1631 | 1428 | 3059 |

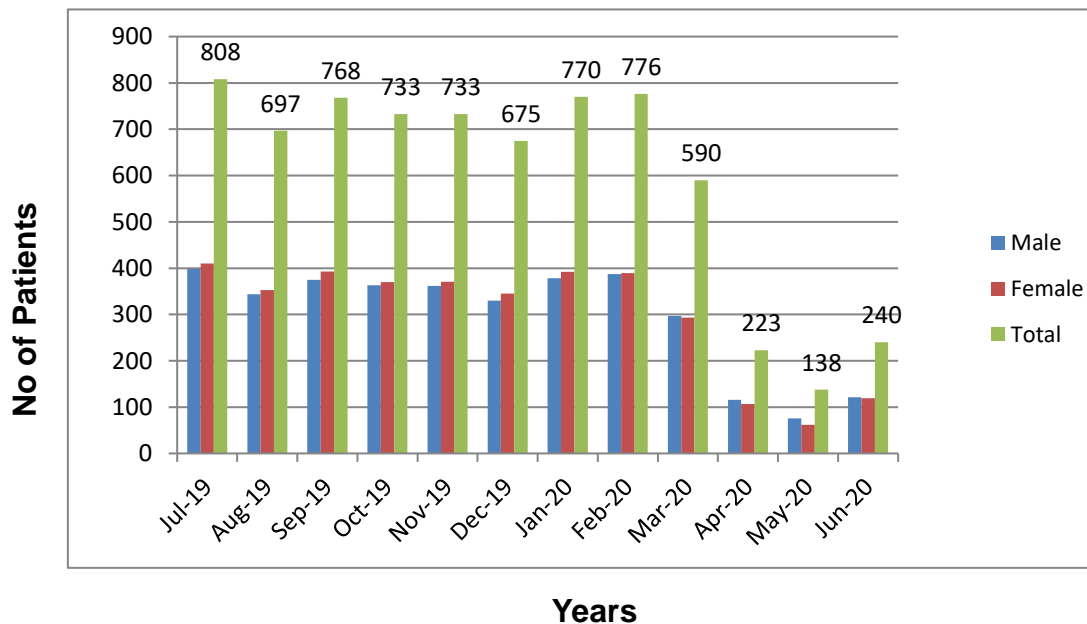
Summary Of X-Rays
1 July 2019 - 30 June 2020



Karachi Institute of Heart Diseases
Summary of Echo
July 2019 To June 2020

| S.No | Month & Year | Male | Female | Total |
|--------------|--------------|-------------|-------------|-------------|
| 1 | Jul-19 | 398 | 410 | 808 |
| 2 | Aug-19 | 344 | 353 | 697 |
| 3 | Sep-19 | 375 | 393 | 768 |
| 4 | Oct-19 | 363 | 370 | 733 |
| 5 | Nov-19 | 362 | 371 | 733 |
| 6 | Dec-19 | 330 | 345 | 675 |
| 7 | Jan-20 | 378 | 392 | 770 |
| 8 | Feb-20 | 387 | 389 | 776 |
| 9 | Mar-20 | 297 | 293 | 590 |
| 10 | Apr-20 | 116 | 107 | 223 |
| 11 | May-20 | 76 | 62 | 138 |
| 12 | Jun-20 | 121 | 119 | 240 |
| Total | | 3547 | 3604 | 7151 |

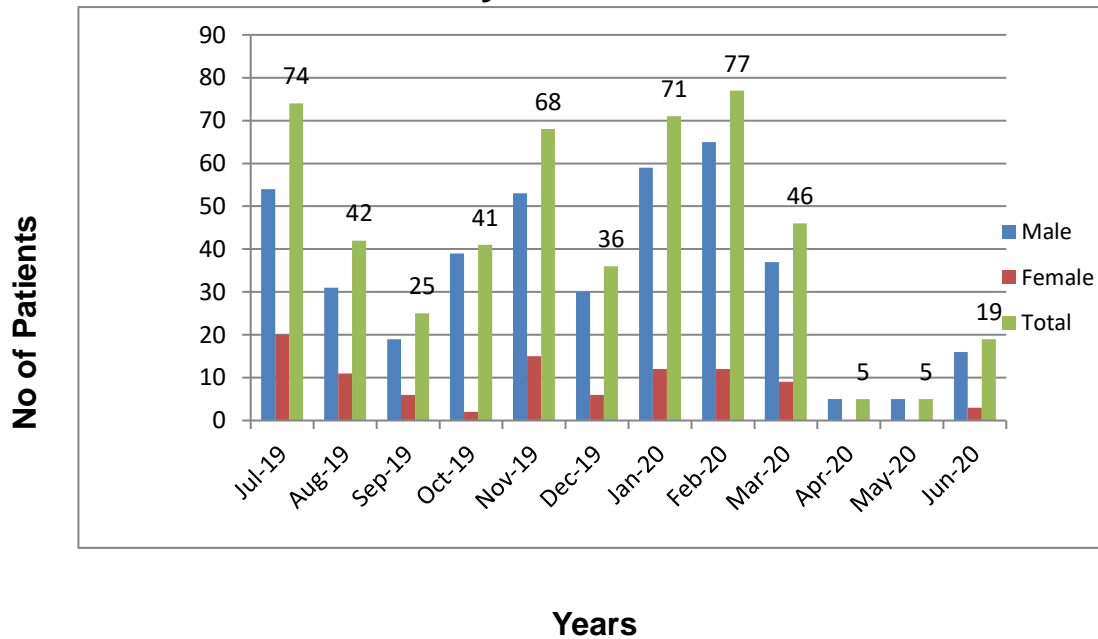
Summary Of ECHO
1 July 2019 - 30 June 2020



Karachi Institute of Heart Diseases
Summary of ETT
July 2019 To June 2020

| S.No | Month & Year | Male | Female | Total |
|--------------|--------------|------------|-----------|------------|
| 1 | Jul-19 | 54 | 20 | 74 |
| 2 | Aug-19 | 31 | 11 | 42 |
| 3 | Sep-19 | 19 | 6 | 25 |
| 4 | Oct-19 | 39 | 2 | 41 |
| 5 | Nov-19 | 53 | 15 | 68 |
| 6 | Dec-19 | 30 | 6 | 36 |
| 7 | Jan-20 | 59 | 12 | 71 |
| 8 | Feb-20 | 65 | 12 | 77 |
| 9 | Mar-20 | 37 | 9 | 46 |
| 10 | Apr-20 | 5 | 0 | 5 |
| 11 | May-20 | 5 | 0 | 5 |
| 12 | Jun-20 | 16 | 3 | 19 |
| Total | | 413 | 96 | 509 |

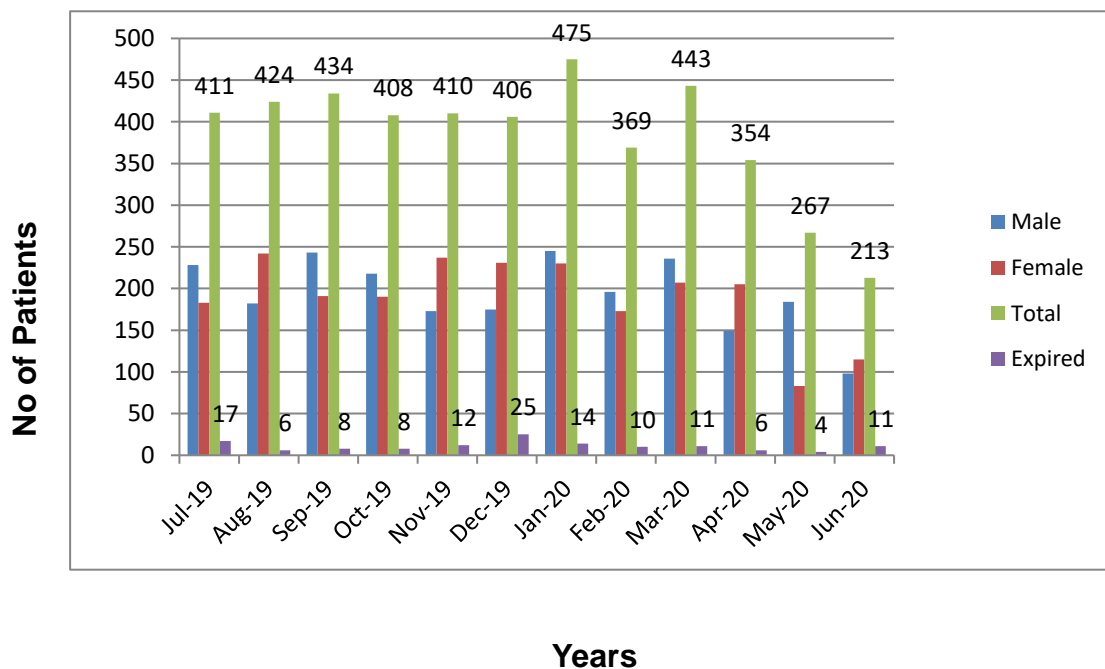
Summary Of ETT
1 July 2019 - 30 June 2020



Karachi Institute of Heart Diseases
Summary of CCU
July 2019 To June 2020

| S.No | Month & Year | Male | Female | Total | Expired | Male | Female |
|--------------|--------------|-------------|-------------|-------------|------------|-----------|-----------|
| 1 | Jul-19 | 228 | 183 | 411 | 17 | 10 | 7 |
| 2 | Aug-19 | 182 | 242 | 424 | 6 | 4 | 2 |
| 3 | Sep-19 | 243 | 191 | 434 | 8 | 3 | 5 |
| 4 | Oct-19 | 218 | 190 | 408 | 8 | 4 | 4 |
| 5 | Nov-19 | 173 | 237 | 410 | 12 | 6 | 6 |
| 6 | Dec-19 | 175 | 231 | 406 | 25 | 14 | 11 |
| 7 | Jan-20 | 245 | 230 | 475 | 14 | 10 | 4 |
| 8 | Feb-20 | 196 | 173 | 369 | 10 | 7 | 3 |
| 9 | Mar-20 | 236 | 207 | 443 | 11 | 4 | 7 |
| 10 | Apr-20 | 149 | 205 | 354 | 6 | 2 | 4 |
| 11 | May-20 | 184 | 83 | 267 | 4 | 3 | 1 |
| 12 | Jun-20 | 98 | 115 | 213 | 11 | 4 | 7 |
| Total | | 2327 | 2287 | 4614 | 132 | 71 | 61 |

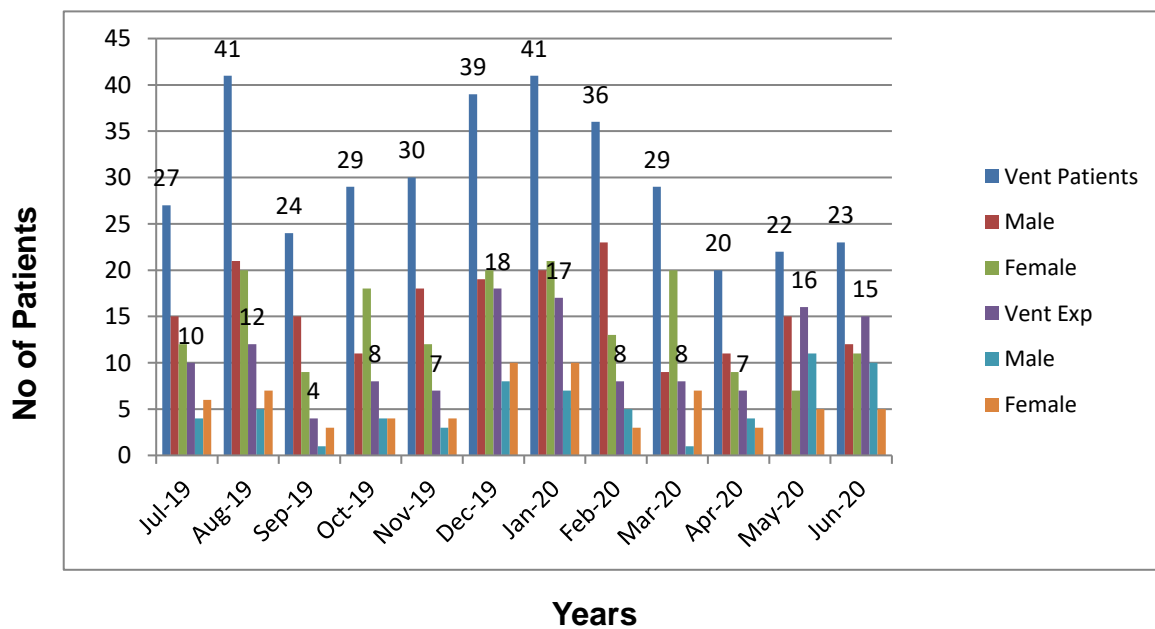
Summary Of CCU
1 July 2019 - 30 June 2020



Karachi Institute of Heart Diseases
Summary of CCU
July 2019 To June 2020

| S.No | Month & Year | Vent Patients | Male | Female | Vent Exp | Male | Female |
|--------------|--------------|---------------|------------|------------|------------|-----------|-----------|
| 1 | Jul-19 | 27 | 15 | 12 | 10 | 4 | 6 |
| 2 | Aug-19 | 41 | 21 | 20 | 12 | 5 | 7 |
| 3 | Sep-19 | 24 | 15 | 9 | 4 | 1 | 3 |
| 4 | Oct-19 | 29 | 11 | 18 | 8 | 4 | 4 |
| 5 | Nov-19 | 30 | 18 | 12 | 7 | 3 | 4 |
| 6 | Dec-19 | 39 | 19 | 20 | 18 | 8 | 10 |
| 7 | Jan-20 | 41 | 20 | 21 | 17 | 7 | 10 |
| 8 | Feb-20 | 36 | 23 | 13 | 8 | 5 | 3 |
| 9 | Mar-20 | 29 | 9 | 20 | 8 | 1 | 7 |
| 10 | Apr-20 | 20 | 11 | 9 | 7 | 4 | 3 |
| 11 | May-20 | 22 | 15 | 7 | 16 | 11 | 5 |
| 12 | Jun-20 | 23 | 12 | 11 | 15 | 10 | 5 |
| Total | | 361 | 189 | 172 | 130 | 63 | 67 |


Summary Of CCU
1 July 2019 - 30 June 2020



Karachi Institute of Heart Diseases
Summary of C.T Angio
July 2019 To June 2020

| S.No | Month & Year | Male | Female | Total |
|--------------|--------------|----------|----------|----------|
| 1 | Jul-19 | 0 | 0 | 0 |
| 2 | Aug-19 | 0 | 0 | 0 |
| 3 | Sep-19 | 0 | 0 | 0 |
| 4 | Oct-19 | 0 | 0 | 0 |
| 5 | Nov-19 | 0 | 0 | 0 |
| 6 | Dec-19 | 0 | 0 | 0 |
| 7 | Jan-20 | 0 | 0 | 0 |
| 8 | Feb-20 | 0 | 0 | 0 |
| 9 | Mar-20 | 0 | 0 | 0 |
| 10 | Apr-20 | 0 | 0 | 0 |
| 11 | May-20 | 0 | 0 | 0 |
| 12 | Jun-20 | 0 | 0 | 0 |
| Total | | 0 | 0 | 0 |

Summary Of CT. Angio
1 July 2019 - 30 June 2020



|

